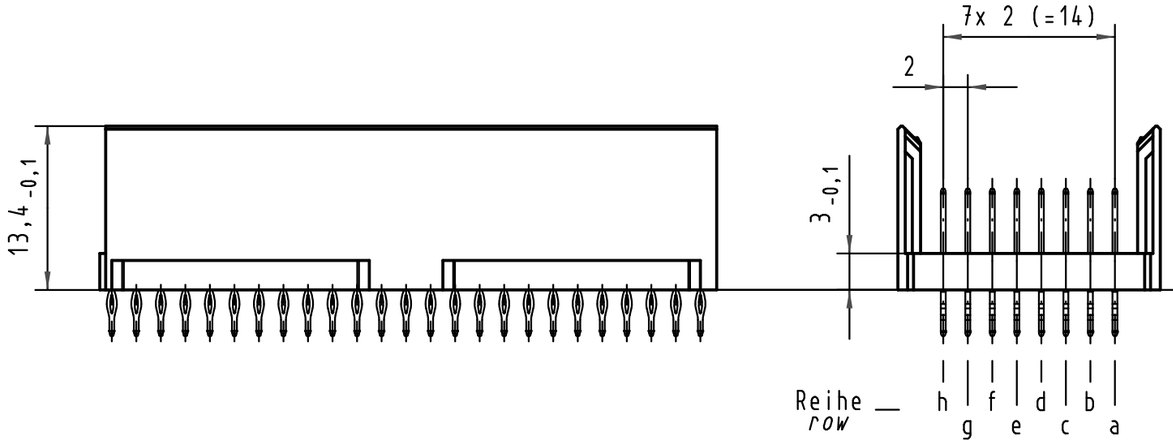

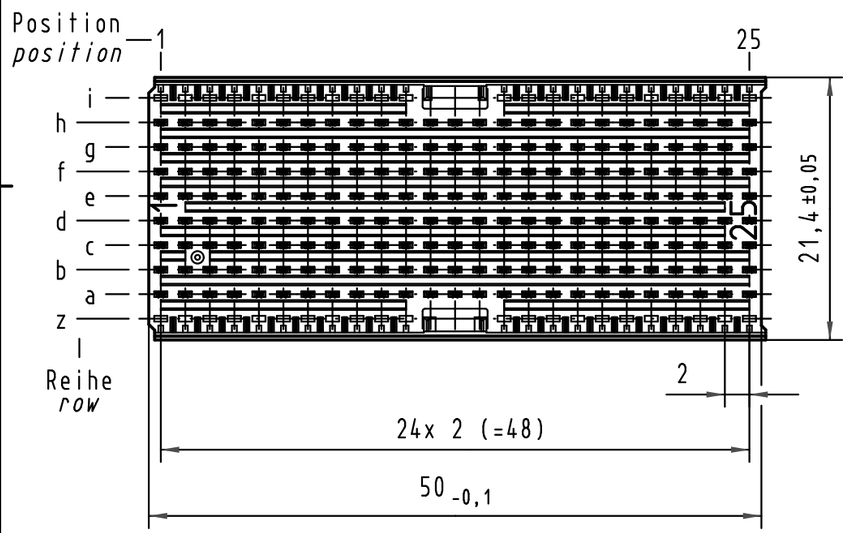

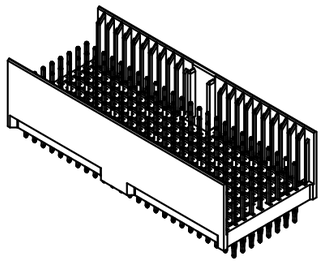

Kontakt-Maße
contact dimensions

(Längen der Steck- und Anschlußseite gelten für eingepreßte Steckverbinder)
(mating and termination length of contacts apply to pressed in connectors)

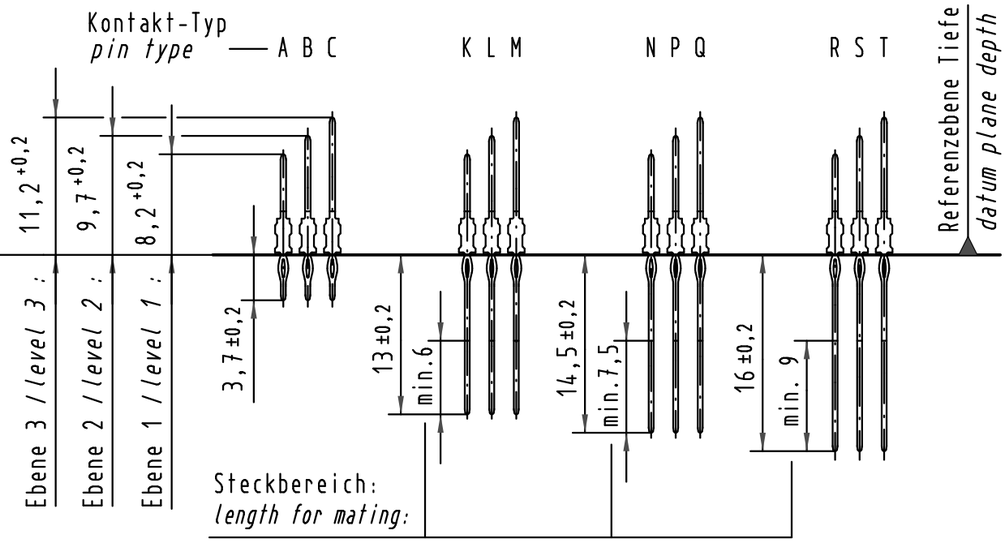

Kontaktbelegung
contact loading

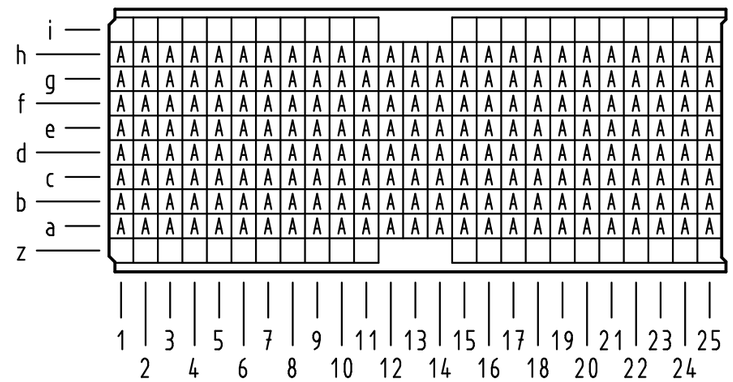

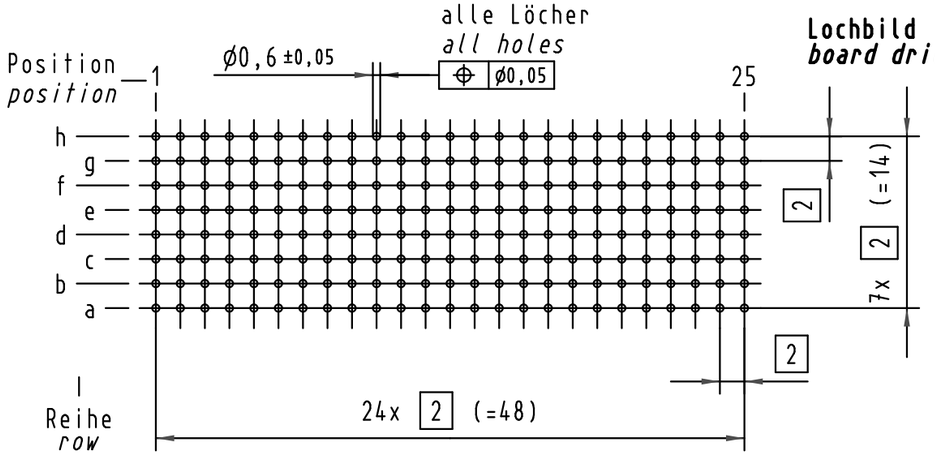

Lochbild
board drillings

Bohrlochdurchmesser: Ø0,7 ±0,02
Lochdurchmesser (mit Oberfläche):
Ø0,6 ±0,05

drill hole dia.: Ø0,7 ±0,02
finished hole dia. (after plating):
Ø0,6 ±0,05

Bestell-Nr. *part-no.*	Anforderungsstufe nach IEC *performance level acc. to IEC*	Kontaktoberfläche *contact plating*
17 10 200 4201	-	min. 0,127µm Au over min. 0,635µm (25µin) PdNi over min. 1,27µm (50µin) Ni
17 10 200 2201	2	Au flash over PdNi over Ni
17 10 200 1201	1	Au flash over PdNi over Ni

All Dimensions in mm
Original Size DIN A 3

Techn. Character.

Nicht tolerierte Maße/ *Free size tolerances*
IEC 61076-4-101

	Dat.	Name
Detail.	04.04.01	Lk
Insp.	04.04.01	Ko
Stand.		

Maßstab/*Scale* 2 : 1

har-bus HM Messerleiste Typ DE
200 pol.,Anschlußlänge 3,7mm
har-bus HM male connector type DE
200 pol.,term. length 3,7mm

Mod.	Dat.	Name
34337	23.05.07	Hage.
28688		

HARTING Electronics GmbH & Co. KG
D-32339 ESPELKAMP

TB 17 10 200 x201

Blatt/ *page* /

Sub.

Alle Rechte vorbehalten/ *All rights reserved*