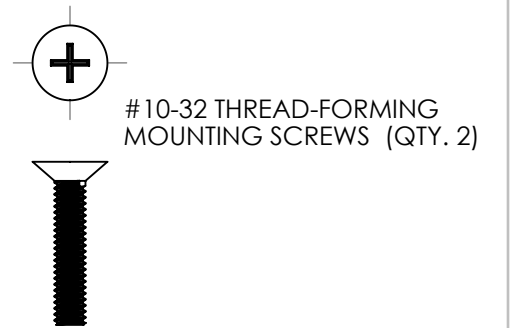
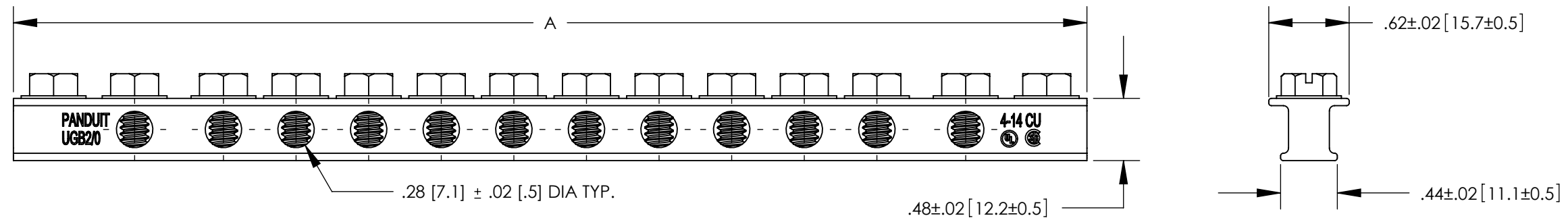
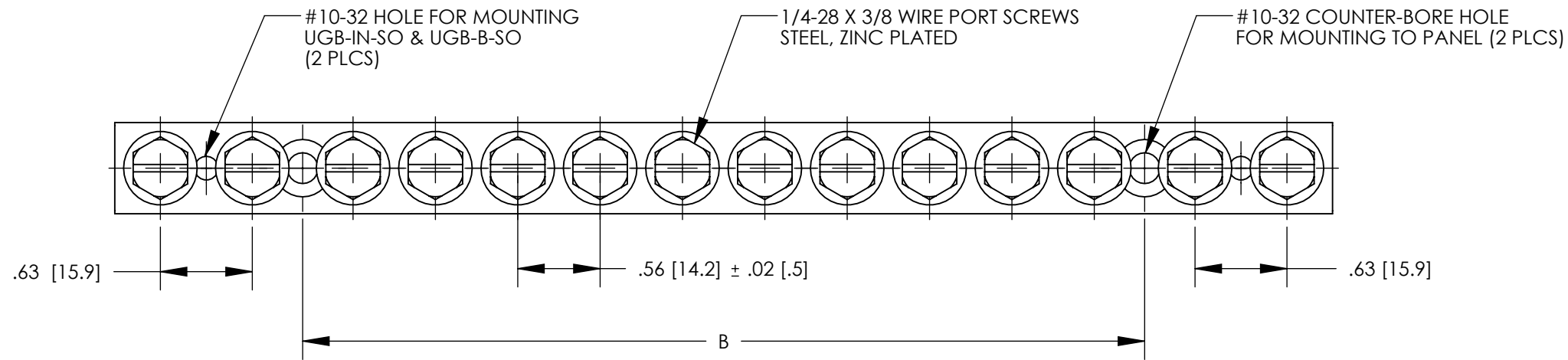
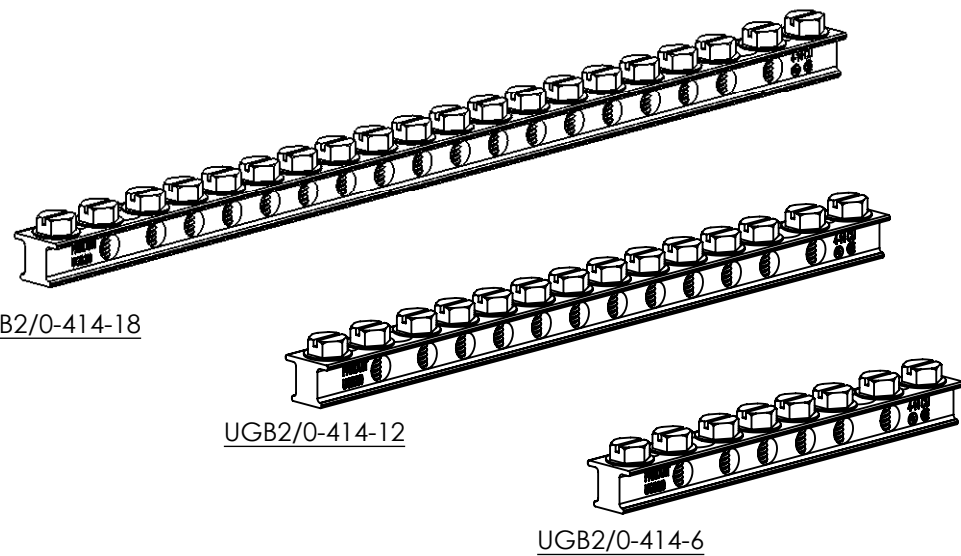


THIS COPY IS PROVIDED ON A RESTRICTED BASIS AND IS NOT TO BE USED IN ANY WAY DETRIMENTAL TO THE INTERESTS OF PANDUIT CORP.



NOTES

1. MATERIAL: CDA-110 ELECTROLYTIC COPPER, TIN PLATED
2. UL LISTED 467 FOR GROUNDING AND BONDING EQUIPMENT
3. CSA CERTIFIED 22.2
4. CAN BE MOUNTED DIRECTLY TO PANEL OR MOUNTED USING UGB-IN-SO, OR USING UGB-B-SO
5. MAXIMUM EQUIPMENT GROUNDING CONDUCTOR OF 2/0 AWG COPPER WIRE
6. ACCEPTS MOST LUGS AND TERMINALS WITH A 1/4" [6.4] STUD HOLE SIZE AND A MAX. TONGUE WIDTH OF .55" [14.0]



PANDUIT PART NUMBER	# OF PORTS	WIRE PORT WIRE RANGE	1/4-28 WIRE PORT SCREW QTY.	DIMENSIONS - IN [mm] +/- .02 [.5]	
				A	B
UGB2/0-414-6	6	14 AWG - 4 AWG	8	4.92 [125.0]	2.37 [60.1]
UGB2/0-414-12	12	14 AWG - 4 AWG	14	8.28 [210.3]	5.73 [145.4]
UGB2/0-414-18	18	14 AWG - 4 AWG	20	11.64 [295.7]	9.09 [230.8]

										PANDUIT CORP. TINLEY PARK, ILLINOIS			
										6, 12, & 18 PORT UNIVERSAL GROUND BAR (UGB2/0-414-6, UGB2/0-414-12, UGB2/0-414-18) CUSTOMER DRAWING			
										UNLESS OTHERWISE SPECIFIED DIMENSIONAL TOLERANCES ARE: (.X) ± (.XXX) ± (.XX) ± ANGLES ±		UNLESS OTHERWISE SPECIFIED, ALL DIMENSIONS ARE GIVEN IN INCHES, THIRD ANGLE PROJECTION	
										DRAWN BY JHNU		SCALE NONE	
										DATE 1/12		DRAWING NO / CAD FILE 10J017CB-JC	
00	1/12	JHNU	SRBI	RELEASED TO PRODUCTION	10J017CB-JC	RGB	RGB	DATE	1/12	CHK'D	SRBI	DWG B SIZE	
REV	DATE	BY	CHK	DESCRIPTION	ECN	-R	SUP	CHK'D	SRBI				