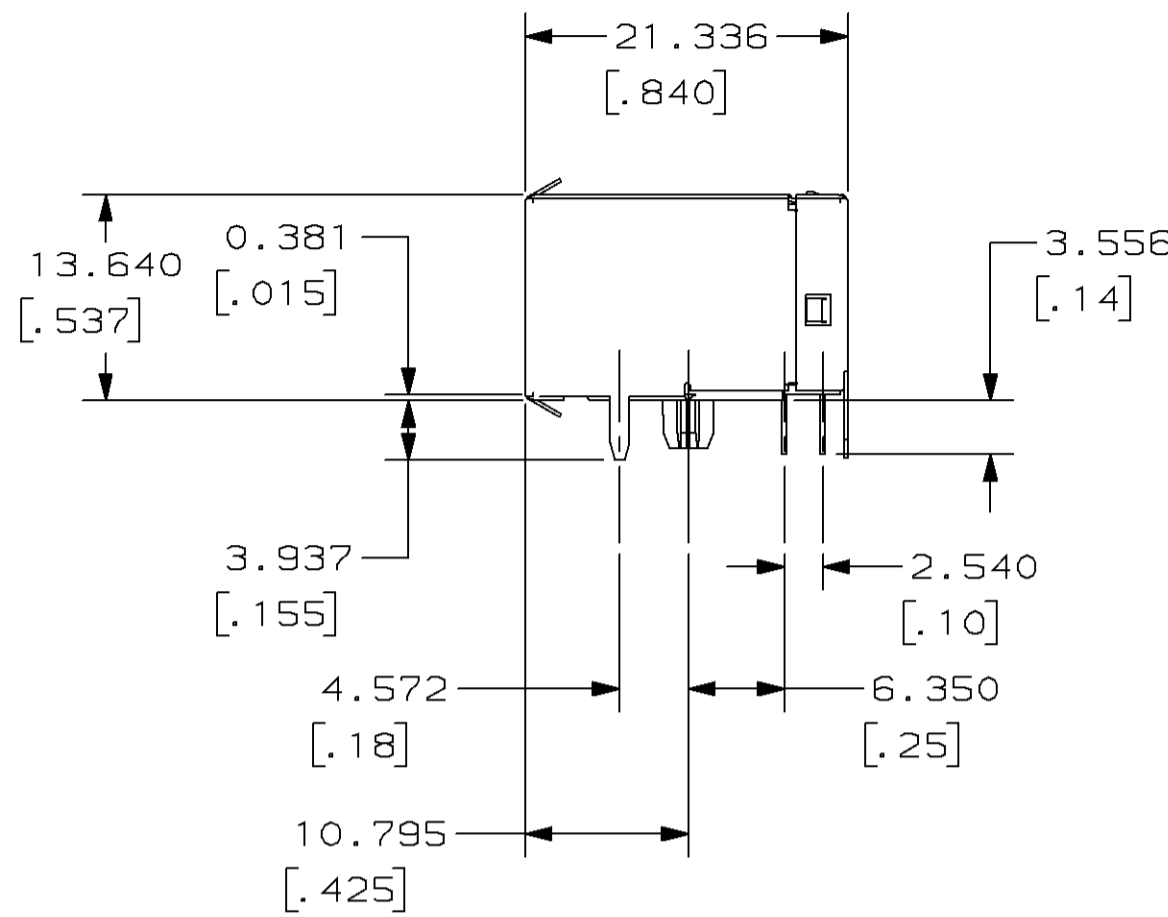
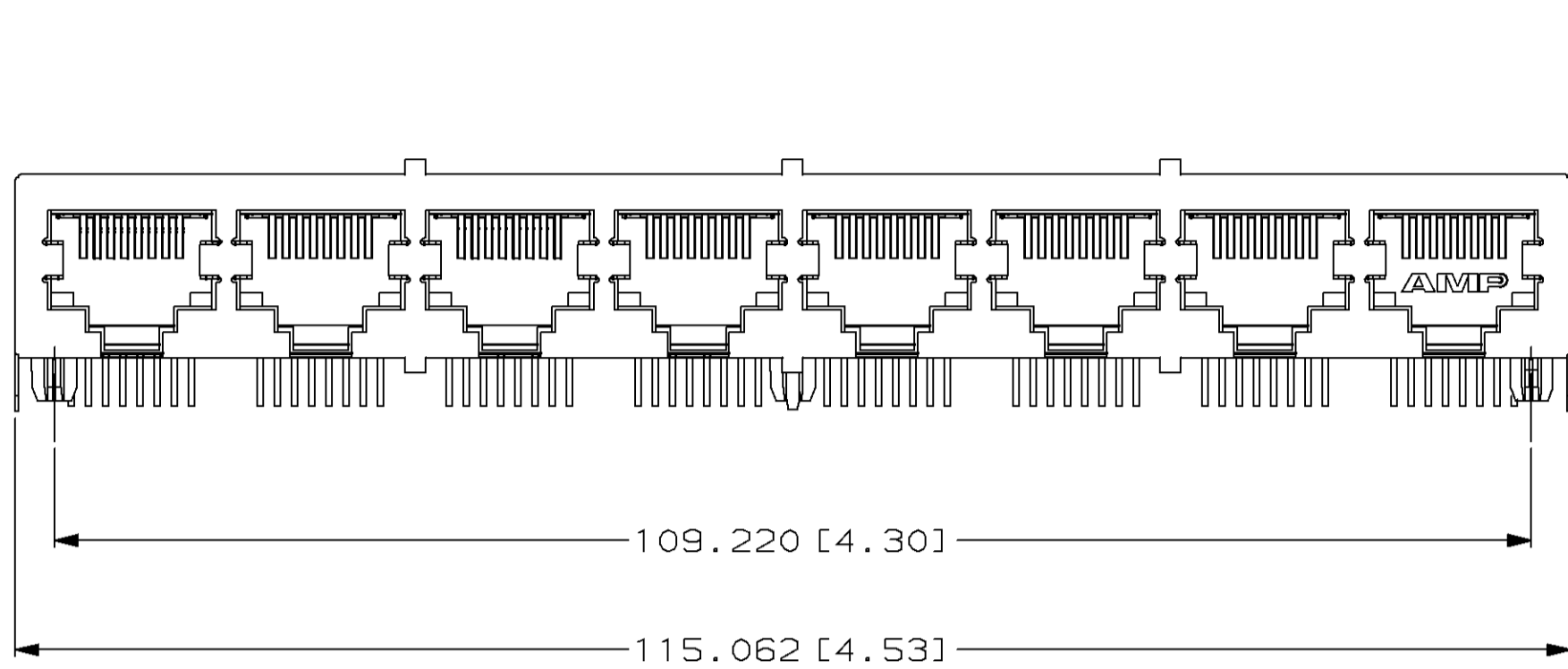
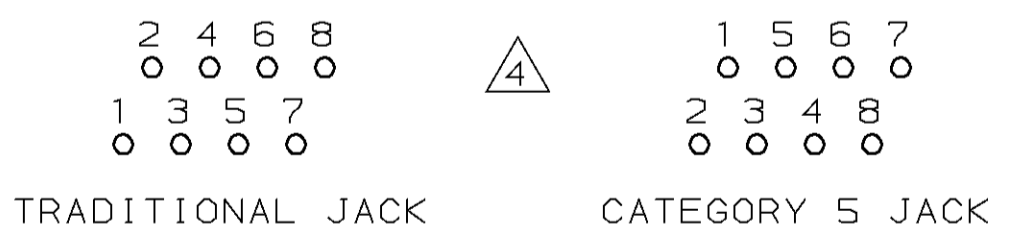
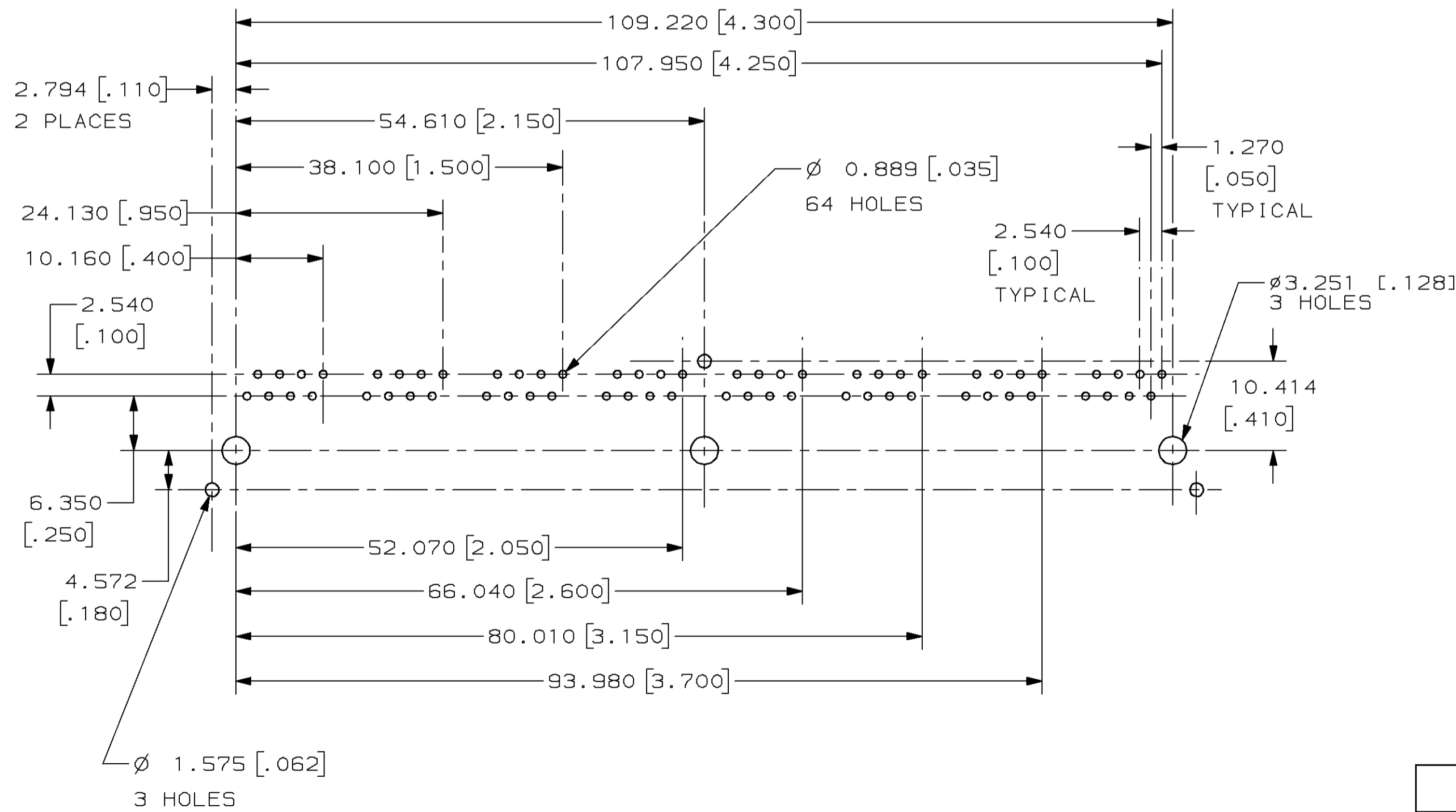


THIS DRAWING IS UNPUBLISHED. RELEASED FOR PUBLICATION
 BY AMP INCORPORATED. ALL RIGHTS RESERVED.

LOC	DIST	REVISIONS					
		P	LTR	DESCRIPTION	DATE	DWN	APVD
AA	22	B		REV; EC 0502-0432-97	30JUL97	DLD	JT



- 1 MATERIAL: HOUSING-PCT POLYESTER, BLACK, IR COMPATIBLE, UL 94V-0. TERMINALS-0.33[.013] THICK PHOS BRONZE PLATED WITH 1.27µm [.000050] MINIMUM HARD GOLD IN LOCALIZED AREA AND 3.81µm [.000150] MINIMUM TIN-LEAD SOLDER AREA OVER 1.27µm [.000050] MINIMUM NICKEL UNDERPLATE. SHIELD-0.254 [.010] THICK COPPER ALLOY PLATED WITH 2.03µm [.000080] MINIMUM TIN-LEAD OVER 2.54µm [.000100] MINIMUM COPPER.
- 2 JACK CAVITY CONFORMS TO FCC RULES AND REGULATIONS, PART 68 SUBPART F.
- 3. ALL DIMENSIONS ARE NOMINAL UNLESS OTHERWISE SPECIFIED.
- 4 CAUTION: CATEGORY 5 JACK SOLDER TAIL POSITIONS DO NOT FOLLOW SAME NUMBER SEQUENCE AS THAT OF THE TRADITIONAL JACKS.



SUGGESTED PC BOARD LAYOUT
 COMPONENT SIDE
 SEE APPLICATION SPECIFICATION

THIS DRAWING IS A CONTROLLED DOCUMENT FOR AMP INCORPORATED. IT IS SUBJECT TO CHANGE AND THE CONTROLLING ENGINEERING ORGANIZATION SHOULD BE CONTACTED FOR THE LATEST REVISION.		DWN W. LONG 09MAR94	AMP Incorporated Harrisburg, PA 17105-3608	
DIMENSIONS: mm [INCHES]		CHK B. FOX 16MAR94	NAME G. REED 16MAR94	
TOLERANCES UNLESS OTHERWISE SPECIFIED: 0 PLC ±- 1 PLC ±- 2 PLC ±0.254 [.011] 3 PLC ±0.127 [.005] 4 PLC ±- ANGLES ±- FINISH		APVD G. REED 16MAR94	PRODUCT SPEC 108-1392 APPLICATION SPEC 114-2048	
MATERIAL		WEIGHT -	SIZE A2	CAGE CODE 00779
CUSTOMER DRAWING		DRAWING NO C-558526		SCALE 2:1
		SHEET 1 OF 1		REV B

558526